

CM-11

Low Intensity Type B Aviation Obstruction Light Instruction Guidance

Welcome to use our products, please read the product manual before use.

CONTENTS

1. Product Description.....	2
2. Precautions.....	2
3. Structure.....	3
4. Technical Characteristics.....	3
5. Dimension/Weight.....	4
6. Installation/Adjustment.....	4
7. Use/Operation.....	6
8. Fault analysis and elimination.....	6
9. Maintenance.....	6
10. Packaging/Storage.....	7
11. Contact information.....	7

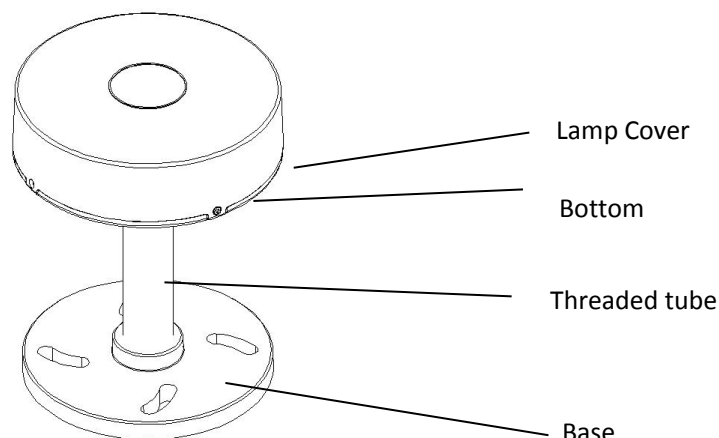
1. Product Description

- Product features: low power consumption, easy to install, high brightness.
- Application: Suitable for installation on fixed buildings, structures, such as electric power towers, communication towers, chimneys, high-rise buildings, large bridges, large port machinery, large construction machinery, wind turbines and other obstacles.
- Type: Low intensity type b aviation obstruction light
- The composition of the model and its representative meaning: CM-11(L) where “CM” stands for the brand “Chenmei” and “11” stands for low-light series aviation obstacle lights.
- Environmental conditions for use:
 - Operating temperature: -40 ° C ---- +55 ° C;
 - Relative humidity: 0% to 95%;
 - Wind power: no more than 240km/h;
 - Rain: exposed to rain in any wind direction;
 - Salt spray: exposed to salt spray;
 - Irradiation: exposed to solar radiation.
- Working conditions: input voltage: DC 12 - 48V
- Impact on the environment and energy: none
- Security

2. Precautions

- **All connections must be wired in strict accordance with the wiring diagram**, otherwise the lamps may be damaged. Please check the logo and instructions carefully.
- The power supply of this model controller is **DC 12 - 48V, 50HZ/60HZ**. It is forbidden to use other power sources, such as AC380V, otherwise the lamps will be damaged.
- **Avoid installation at the top and bottom of the building**. If installed on the top floor of a building, it is best to connect the ground wire to the lightning protection belt or install a lightning rod to avoid lightning strikes.
- When working on the product, it is strictly **forbidden to open any part of the lamp** body to prevent danger.
- This product will have a temperature rise during operation, which is normal.
- This product is a sealed structure. Non-professional maintenance personnel should not disassemble it. Once found, the company will not guarantee it.

3. Structure



4. Technical Characteristics

(1) Key Features

- The lampshade is made of UV (UV) resistant PC (polycarbonate) material with a transparency of over 95%. It has flame retardant, non-toxic, excellent electrical insulation, dimensional stability, corrosion resistance, high temperature resistance and cold resistance.
- The lamp base is characterized by high strength, corrosion resistance and aging resistance.
- Reflector based on the principle of reflection, the light utilization rate is over 95%, and the light exit angle can be more accurate, the visible distance is farther, and the light pollution is completely eliminated.
- The light source uses a high-efficiency, low-power, long-life, high-brightness LED cold light source.
- The power supply is designed for equal supply voltage synchronization signal levels and is integrated into the power cable to eliminate damage caused by incorrect installation.
- Lightning protection: The internal self-contained anti-surge device makes the circuit work more reliable.
- The complete set of lamps and lanterns adopts full packaging technology, which is resistant to impact, vibration and corrosion, and can be used in harsh environments for a long time. The structure is light and firm, and the installation is simple.


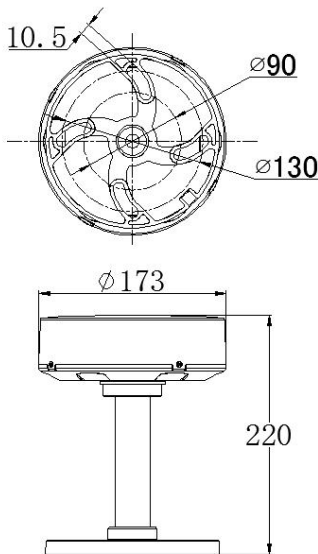
(2) Parameter

Product Name	Low Intensity Type B Aviation Obstruction Light
Dimension	Φ173mm×220mm
Light Source	LED
Emitting color	Red
Flashing Frequency	Steady-on
Beam Angle	360° horizontal beam angle
	≥10°vertical beam spread
Light Intensity	Night (<50cd/m ²) :≥32cd

	Not work on daytime
Power Consumption	$\leq 5W$
Lifespan	≥ 100000 hours
Ingress protection	IP65
Net weight	1kg
Installation size(mm)	$\Phi 130-4*M10$
Environment humidity	0%---95%
Operating temperature	-40℃----+55℃
Salt spray	Salt spray in the air
Wind load	240km/h

5. Dimension/Weight

➤ Dimension

Product Picture	Dimension
	

➤ Weight: 1kg(not include bracket)

6. Installation/Adjustment

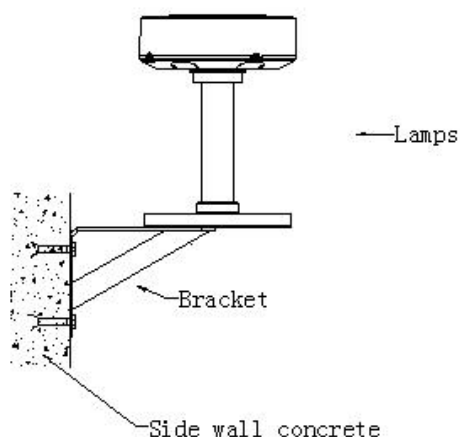
➤ Installation conditions and precautions

The lamp is horizontally mounted. Do not install the fascia diagonally, flip it, or vertically. When installing, please ensure that the mounting plane of the lamp has sufficient strength.

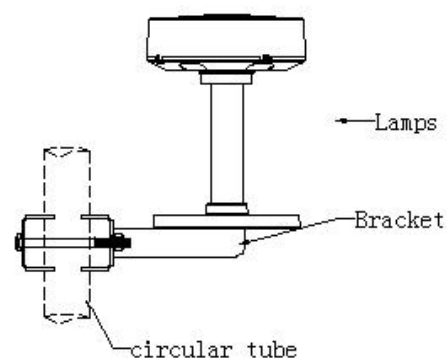
➤ Installation icon

There are four types of installation methods: side vertical installation, vertical installation,

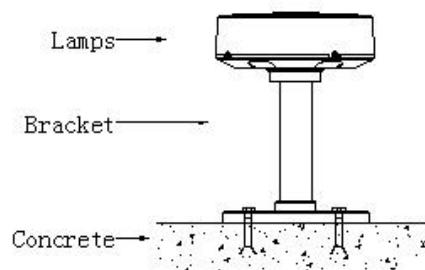
Anchorear type installation and horizontal angle iron type installation . For steel structure, curtain wall, fan, etc., the installation needs to be specific. Mounting position structure design supporting bracket.



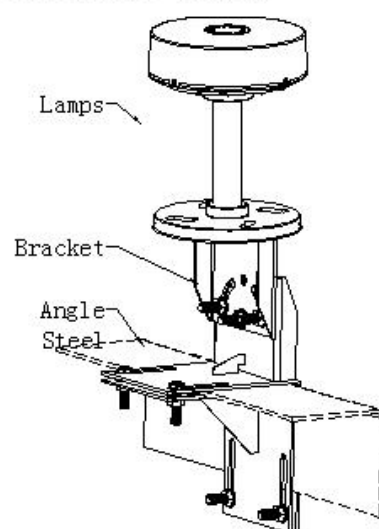
Vertical Installation
(Concrete)



Hoop mounting method
(circular tube)



Vertical Installation
(Concrete)



Splint Installation (Angle
Steel)

7. Use/Operation

(1) Line head distinguish

This model is equipped with a 3-core cable. The distinguish of the wire ends is as follows:

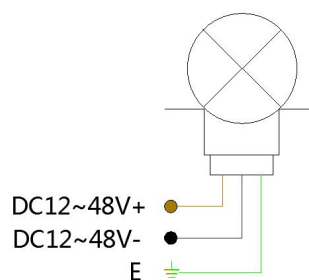
- Brown Live Wire (L)
- Black Neutral wire (N)
- Yellow/Green Earth wire (E)

(2) Single lamp wiring instructions

Red Live Wire: Terminal L

Black Neutral wire: Terminal N

Yellow/Green Earth wire: Terminal E



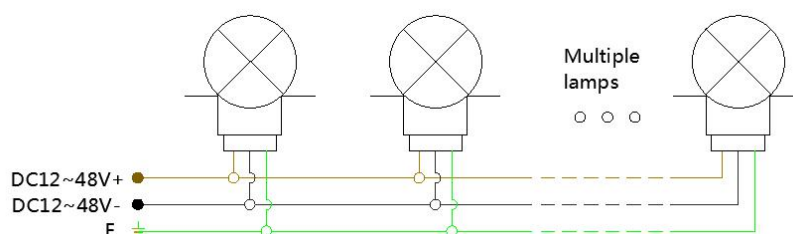
(3) Multiple fixture wiring instructions

(In series parallel mode)

Red Live Wire: Terminal L

Black Neutral wire: Terminal N

Yellow/Green Earth wire: Terminal E



8. Fault analysis and elimination

Common fault analysis and exclusion table

Fault phenomenon	Cause Analysis	Method of exclusion	Remarks
light is not on	Poor contact or disconnection of input wire connection	Check the connection status	
	The input wire and the lamp wire are connected to the fire and the neutral wire.	Check the connection line fire and neutral line according to the wiring diagram of the manual.	

9. Maintenance

Every six months or one anniversary, it is necessary to clean the lampshade. The cleaning requires a soft cleaning tool. A rigid cleaning tool cannot be used to avoid the scratching lamp cover (plastic material).

10. Packaging/Storage

(1) The lamp packaging has a single package and four packs according to actual needs. The outer package is made of 5-layer corrugated paper box with a thickness greater than 5mm, which is protected by anti-collision, shockproof and anti-stress pearl cotton.

(2) Each box contains an instruction manual, a product qualification certificate, and a factory inspection report.

(3) The lamps with packaging shall be stored in an environment where there is no change in ventilation, drying and temperature difference.

11. Contact information

HUNAN CHENDONG TECH CO., LTD

Address:#4, XinCheng Science and Technology Park, West of Yuelu road to Wanglong road, Yuelu district, Changsha city, Hunan province, China

Tel: +86-0731-85563265 +86-0731-85563165

Fax:+86-0731-85563365

E-mail:info@chendongtech.com